

1.9 Non return valves

1.9.1 Non return valves

page

Technical Information

Non return valves welding ends (for tubing acc. DIN 11850 line 2)	1
Non return valves between flanges (for tubing acc. DIN 11850 line 2)	1
Non return valves between flanges (for tubing similar to DIN 11850)	1
Non return valves welding ends inch OD	1
Non return valves between flanges inch OD	3
Non return valves male/welding DIN (for tubing similar to DIN 11850)	3
Non return valves male/welding inch OD	3

1.9.2 Ball type non return valves

Ball type non return valves welding ends DIN (for tubing DIN 11850 line 2)	1
Ball type non return valves welding ends inch OD	1
Ball type non return valves male/welding DIN	1
Ball type non return valves male/welding inch OD	1

1.9.3 Spare parts for non return valves

Springs for non return valves	1
Springs for non return valves between flanges	1
Seal kits for non return valves	1
Seal kits for non return valves between flanges	1
Balls for ball type non return valves	3



1.9 Non return valves

1.9.1 Non return valves - Disk type

page

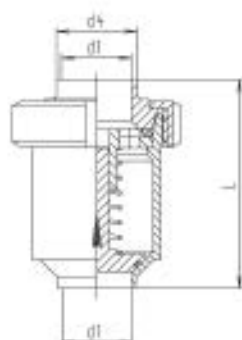
Check valve, disk type, weld ends (for tubing according to DIN 11850 line 2) (770S)	1.9.1-1
Check valve, disk type, between flanges (for tubing according to DIN 11850 line 2).....	1.9.1-1
Check valve, disk type, between flanges (welding bevel according to DIN 11850) (770N)	1.9.1-1
Check valve, disk type, weld ends, inch OD (770Z)	1.9.1-1
Check valve, disk type, between flanges, Inch OD.....	1.9.1-3
Check valve, disk type, male / weld end (weld. bevel according to DIN 11850) (770)	1.9.1-3
Check valve, disk type, male / weld end, inch OD (770Z).....	1.9.1-3

Back

Back

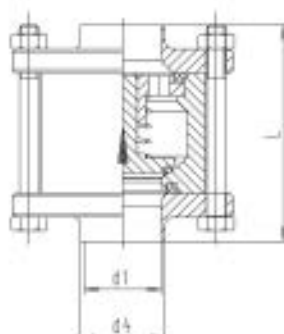
Back

check valve, disk type, weld ends (for tub. acc. DIN 11850 line 2) (770S)



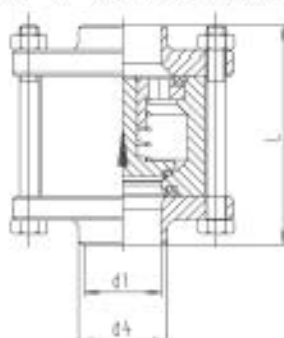
DN	d1	d2	l	weight (kg)
25	26	29	81	1,020
32	32	35	96	1,140
40	38	41	106	2,120
50	50	53	107	2,430
65	64	70	132	3,580
80	81	85	151	5,780
100	100	104	170	9,660

check valve, disk type, betw. flanges (for tub. acc. DIN 11850 line 2)



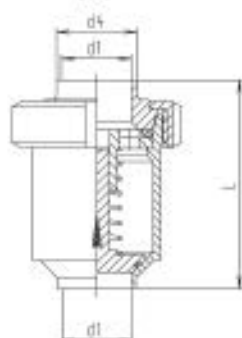
DN	d1	d2	l	weight (kg)
25	26	29	90	1,650
32	32	35	90	2,020
40	38	41	100	1,990
50	50	53	110	2,530
65	64	70	120	3,270
80	81	85	145	5,900
100	100	104	150	9,800

check valve, disk type, betw. flanges (weld, bevel acc. DIN 11850) (770N)



DN	d1	d2	l	weight (kg)
25	26	31	90	1,650
32	32	37	90	2,020
40	38	43	100	1,990
50	50	55	110	2,530
65	64	72	120	3,270
80	81	87	145	5,900
100	100	106	150	9,800

check valve, disk type, weld ends, Inch OD (770Z)



DN	d1	d2	l	weight (kg)
25	22.1	25.4	73	1,020
32	28.5	31.8	96	1,140
40	34.8	38.1	106	2,120
50	47.5	50.8	107	2,430
65	60.2	63.5	132	3,580
80	72.9	76.1	151	5,780
100	97.4	101.6	170	9,660

check valve, disk type, weld ends (for tub. acc. DIN 11850 line 2) (770S)

DN	304 NBR polished Ident number	304 NBR matt Ident number	316 L NBR polished Ident number	316 L NBR matt Ident number
25	o 167.08.11N.0025	o 167.08.21N.0025	o 167.08.12N.0025	o 167.08.22N.0025
32	o 167.09.11N.0025	o 167.09.21N.0025	o 167.09.12N.0025	o 167.09.22N.0025
40	o 167.10.11N.0025	o 167.10.21N.0025	o 167.10.12N.0025	o 167.10.22N.0025
50	o 167.11.11N.0025	o 167.11.21N.0025	o 167.11.12N.0025	o 167.11.22N.0025
65	o 167.12.11N.0025	o 167.12.21N.0025	o 167.12.12N.0025	o 167.12.22N.0025
80	o 167.14.11N.0025	o 167.14.21N.0025	o 167.14.12N.0025	o 167.14.22N.0025
100	o 167.15.11N.0025	o 167.15.21N.0025	o 167.15.12N.0025	o 167.15.22N.0025

check valve, disk type, betw. flanges (for tub. acc. DIN 11850 line 2)

DN	304 NBR polished Ident number	304 NBR matt Ident number	316 L NBR polished Ident number	316 L NBR matt Ident number
25	o 167.08.11N.0027	o 167.08.21N.0027	o 167.08.12N.0027	o 167.08.22N.0027
32	o 167.09.11N.0027	o 167.09.21N.0027	o 167.09.12N.0027	o 167.09.22N.0027
40	o 167.10.11N.0027	o 167.10.21N.0027	o 167.10.12N.0027	o 167.10.22N.0027
50	o 167.11.11N.0027	o 167.11.21N.0027	o 167.11.12N.0027	o 167.11.22N.0027
65	o 167.12.11N.0027	o 167.12.21N.0027	o 167.12.12N.0027	o 167.12.22N.0027
80	o 167.14.11N.0027	o 167.14.21N.0027	o 167.14.12N.0027	o 167.14.22N.0027
100	o 167.15.11N.0027	o 167.15.21N.0027	o 167.15.12N.0027	o 167.15.22N.0027

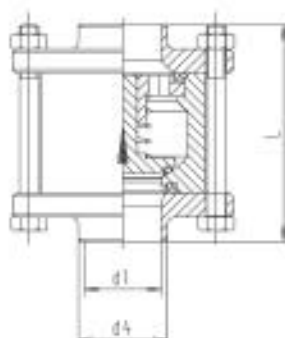
check valve, disk type, betw. flanges (weld. bevel acc. DIN 11850) (770N)

DN	304 NBR polished Ident number	304 NBR matt Ident number	316 L NBR polished Ident number	316 L NBR matt Ident number
25	o 167.08.11N.0007	o 167.08.21N.0007	o 167.08.12N.0007	o 167.08.22N.0007
32	o 167.09.11N.0007	o 167.09.21N.0007	o 167.09.12N.0007	o 167.09.22N.0007
40	o 167.10.11N.0007	o 167.10.21N.0007	o 167.10.12N.0007	o 167.10.22N.0007
50	o 167.11.11N.0007	o 167.11.21N.0007	o 167.11.12N.0007	o 167.11.22N.0007
65	o 167.12.11N.0007	o 167.12.21N.0007	o 167.12.12N.0007	o 167.12.22N.0007
80	o 167.14.11N.0007	o 167.14.21N.0007	o 167.14.12N.0007	o 167.14.22N.0007
100	o 167.15.11N.0007	o 167.15.21N.0007	o 167.15.12N.0007	o 167.15.22N.0007

check valve, disk type, weld ends, inch OD (770Z)

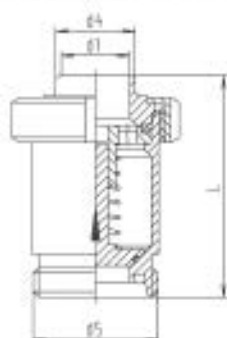
DN	304 NBR polished Ident number	304 NBR matt Ident number	316 L NBR polished Ident number	316 L NBR matt Ident number
25	o 167.08.11N.0026	o 167.08.21N.0026	o 167.08.12N.0026	o 167.08.22N.0026
32	o 167.09.11N.0026	o 167.09.21N.0026	o 167.09.12N.0026	o 167.09.22N.0026
40	o 167.10.11N.0026	o 167.10.21N.0026	o 167.10.12N.0026	o 167.10.22N.0026
50	o 167.11.11N.0026	o 167.11.21N.0026	o 167.11.12N.0026	o 167.11.22N.0026
65	o 167.12.11N.0026	o 167.12.21N.0026	o 167.12.12N.0026	o 167.12.22N.0026
80	o 167.13.11N.0026	o 167.13.21N.0026	o 167.13.12N.0026	o 167.13.22N.0026
100	o 167.15.11N.0026	o 167.15.21N.0026	o 167.15.12N.0026	o 167.15.22N.0026

check valve, disk type, betw. flanges, inch OD



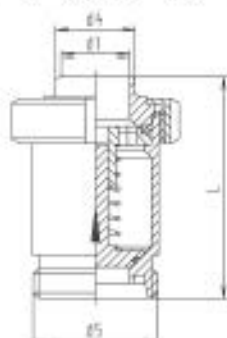
DN	d1	d4	l	weight (kg)
1"	22.1	25.4	90	1,650
1 1/4"	28.5	31.8	90	2,020
1 1/2"	34.8	38.1	100	1,990
2"	47.5	50.8	110	2,530
2 1/2"	60.2	63.5	120	3,270
3"	72.9	76.2	145	5,900
4"	97.4	101.6	150	9,800

check valve, disk type, male / weld end (weld. bevel acc. DIN 11850) (770)



DN	d1	d4	d5	l	weight (kg)
25	26	31	52x1/8"	88	1,080
32	32	37	58x1/8"	103	1,200
40	38	43	65x1/8"	113	2,200
50	50	55	78x1/8"	114	2,550
65	66	72	95x1/8"	140	3,700
80	81	87	110x1/8"	159	5,900
100	100	106	130x1/8"	180	9,800

check valve, disk type, male/ weld end, inch OD (770Z)



DN	d1	d4	d5	l	weight (kg)
1"	22.1	25.4	52x1/8"	80	1,080
1 1/4"	28.5	31.8	58x1/8"	109	1,200
1 1/2"	34.8	38.1	65x1/8"	113	2,200
2"	47.5	50.8	78x1/8"	114	2,550
2 1/2"	60.2	63.5	95x1/8"	140	3,700
3"	72.9	76.1	110x1/8"	159	5,900
4"	97.4	101.6	130x1/8"	180	9,800

check valve, disk type, betw. flanges, inch OD

DN	304 NBR polished Ident number	304 NBR matt Ident number	316 L NBR polished Ident number	316 L NBR matt Ident number
1"	○ 167.08.11N.0012	○ 167.08.21N.0012	○ 167.08.12N.0012	○ 167.08.22N.0012
1 1/4"	○ 167.09.11N.0012	○ 167.09.21N.0012	○ 167.09.12N.0012	○ 167.09.22N.0012
1 1/2"	○ 167.10.11N.0012	○ 167.10.21N.0012	○ 167.10.12N.0012	○ 167.10.22N.0012
2"	○ 167.11.11N.0012	○ 167.11.21N.0012	○ 167.11.12N.0012	○ 167.11.22N.0012
2 1/2"	○ 167.12.11N.0012	○ 167.12.21N.0012	○ 167.12.12N.0012	○ 167.12.22N.0012
3"	○ 167.13.11N.0012	○ 167.13.21N.0012	○ 167.13.12N.0012	○ 167.13.22N.0012
4"	○ 167.15.11N.0012	○ 167.15.21N.0012	○ 167.15.12N.0012	○ 167.15.22N.0012

check valve, disk type, male / weld end (weld. bevel acc. DIN 11850) (770)

DN	304 NBR polished Ident number	304 NBR matt Ident number	316 L NBR polished Ident number	316 L NBR matt Ident number
25	○ 167.08.11N.0003	○ 167.08.21N.0003	○ 167.08.12N.0003	○ 167.08.22N.0003
32	○ 167.09.11N.0003	○ 167.09.21N.0003	○ 167.09.12N.0003	○ 167.09.22N.0003
40	○ 167.10.11N.0003	● 167.10.21N.0003	○ 167.10.12N.0003	○ 167.10.22N.0003
50	● 167.11.11N.0003	● 167.11.21N.0003	○ 167.11.12N.0003	● 167.11.22N.0003
65	○ 167.12.11N.0003	○ 167.12.21N.0003	○ 167.12.12N.0003	○ 167.12.22N.0003
80	○ 167.14.11N.0003	○ 167.14.21N.0003	○ 167.14.12N.0003	○ 167.14.22N.0003
100	● 167.15.11N.0003	○ 167.15.21N.0003	○ 167.15.12N.0003	○ 167.15.22N.0003

check valve, disk type, male / weld end, inch OD (770Z)

DN	304 NBR polished Ident number	304 NBR matt Ident number	316 L NBR polished Ident number	316 L NBR matt Ident number
1"	○ 167.08.11N.0004	○ 167.08.21N.0004	○ 167.08.12N.0004	○ 167.08.22N.0004
1 1/4"	○ 167.09.11N.0004	○ 167.09.21N.0004	○ 167.09.12N.0004	○ 167.09.22N.0004
1 1/2"	○ 167.10.11N.0004	○ 167.10.21N.0004	○ 167.10.12N.0004	○ 167.10.22N.0004
2"	○ 167.11.11N.0004	○ 167.11.21N.0004	○ 167.11.12N.0004	○ 167.11.22N.0004
2 1/2"	○ 167.12.11N.0004	○ 167.12.21N.0004	○ 167.12.12N.0004	○ 167.12.22N.0004
3"	○ 167.13.11N.0004	○ 167.13.21N.0004	○ 167.13.12N.0004	○ 167.13.22N.0004
4"	○ 167.15.11N.0004	○ 167.15.21N.0004	○ 167.15.12N.0004	○ 167.15.22N.0004

